



Leicestershire
Police

Protecting our communities

Volume & Harm

(Balance, Expectation & Choices)

Supt Mark Newcombe

leics.police.uk

1

Agenda Item 8

Our Duty

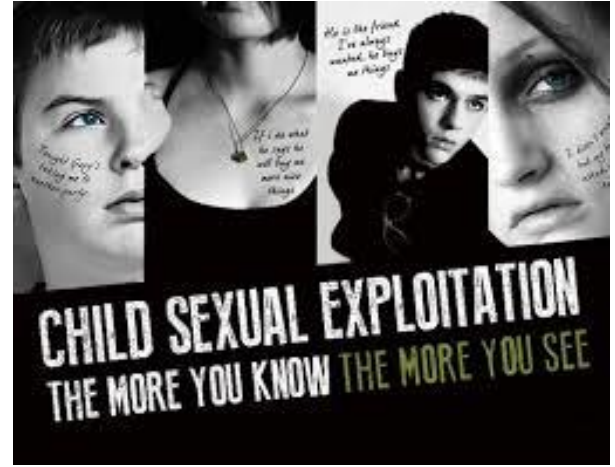
Protecting our communities



Protecting Our Communities

- Protecting vulnerable people - often those likely to suffer the most harm
- Dealing with those who cause most harm
- Effectively deploying our people
- Working with partners to solve locally identified problems - most harmful to communities?
- Trusting our people to use their judgement to make good decisions
- Ensuring effective and efficient use of resources - Volume/Harm/Safety & Wellbeing

Rebalancing is not optional?



ipcc
independent
police complaints
commission

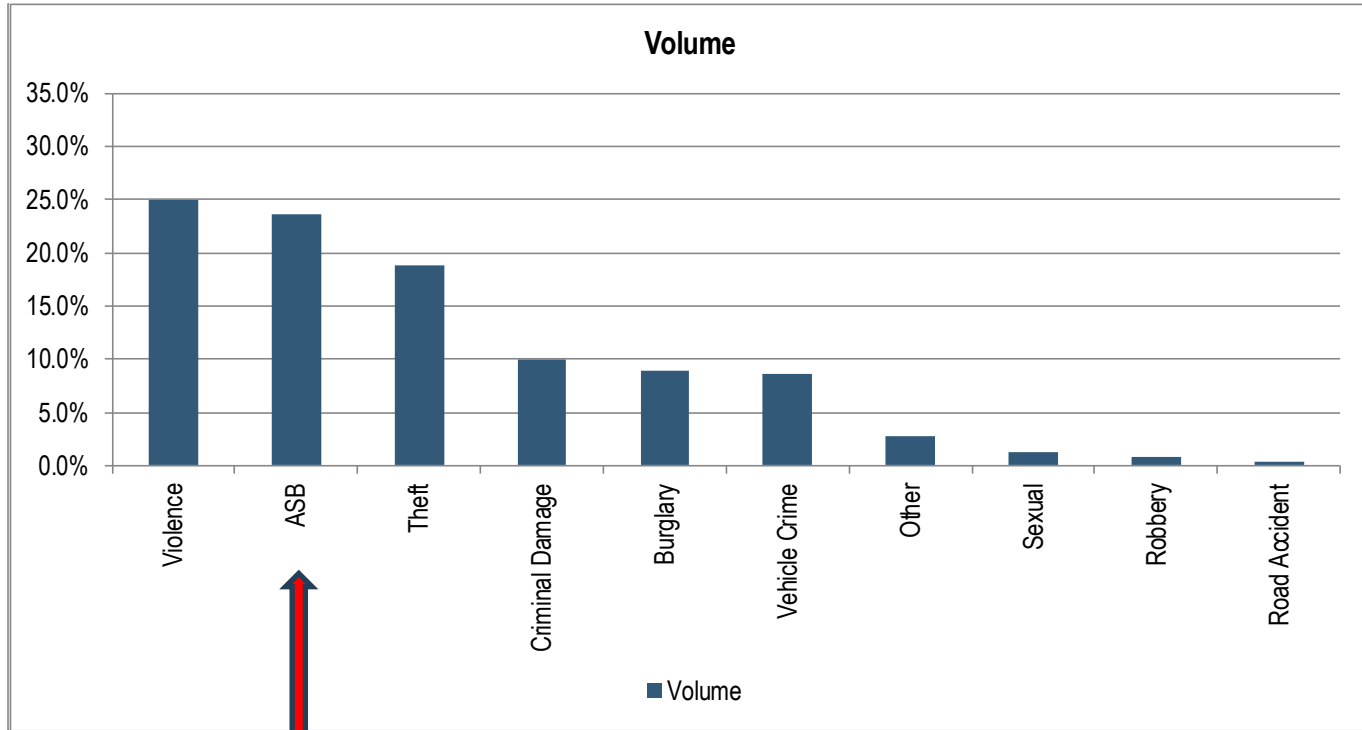


Inspecting policing
in the public interest



The difference?

The chart below shows harm by category, sorted by highest to lowest volume



CHI does not reflect public expectation/experience

Harm based offender management



Top offender by volume of detections - 95
(89 of these were theft-stores)

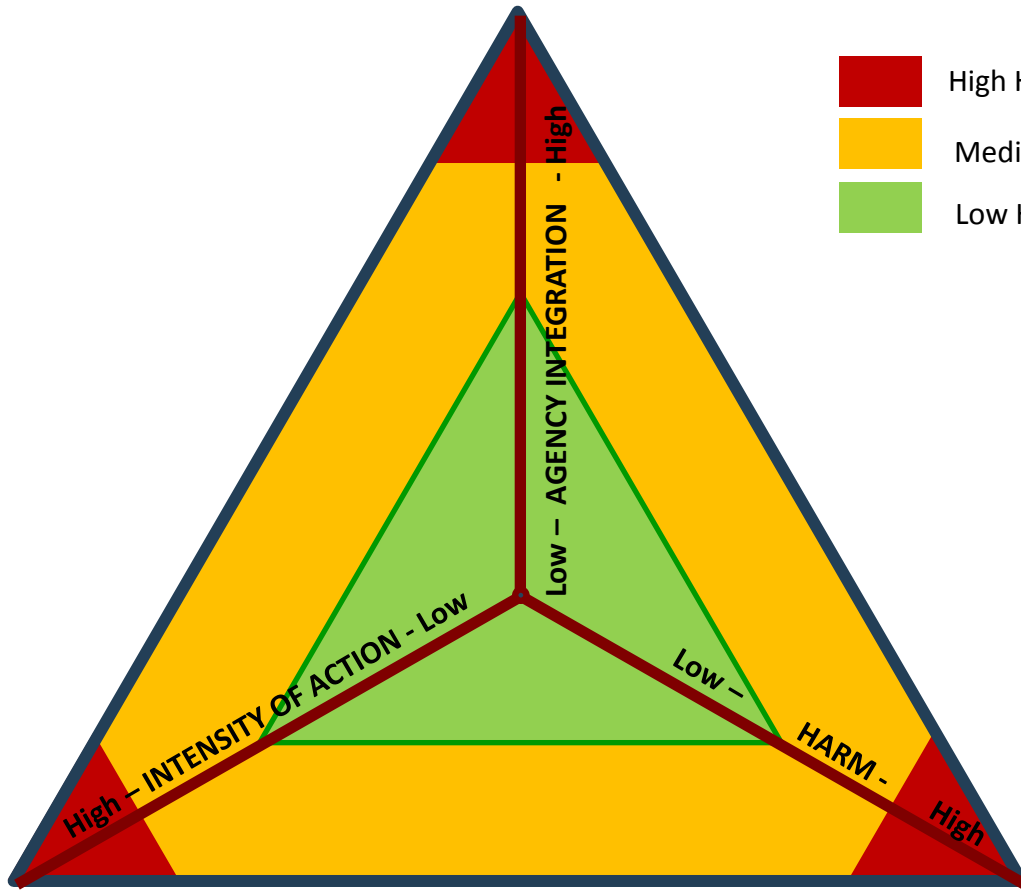


Top offender by Harm – 5 (detections)
(5 robberies in 2 day)

51

The Harm Triangle

OFFENDERS



- High Harm (Intensive Integrated Multi-Agency Response)
- Medium Harm (Co-ordinated Multi-Agency Response)
- Low Harm (Community Led Response & Multi-Agency Oversight)

PLACES

VICTIMS & VULNERABILITY

END

7



This page is intentionally left blank